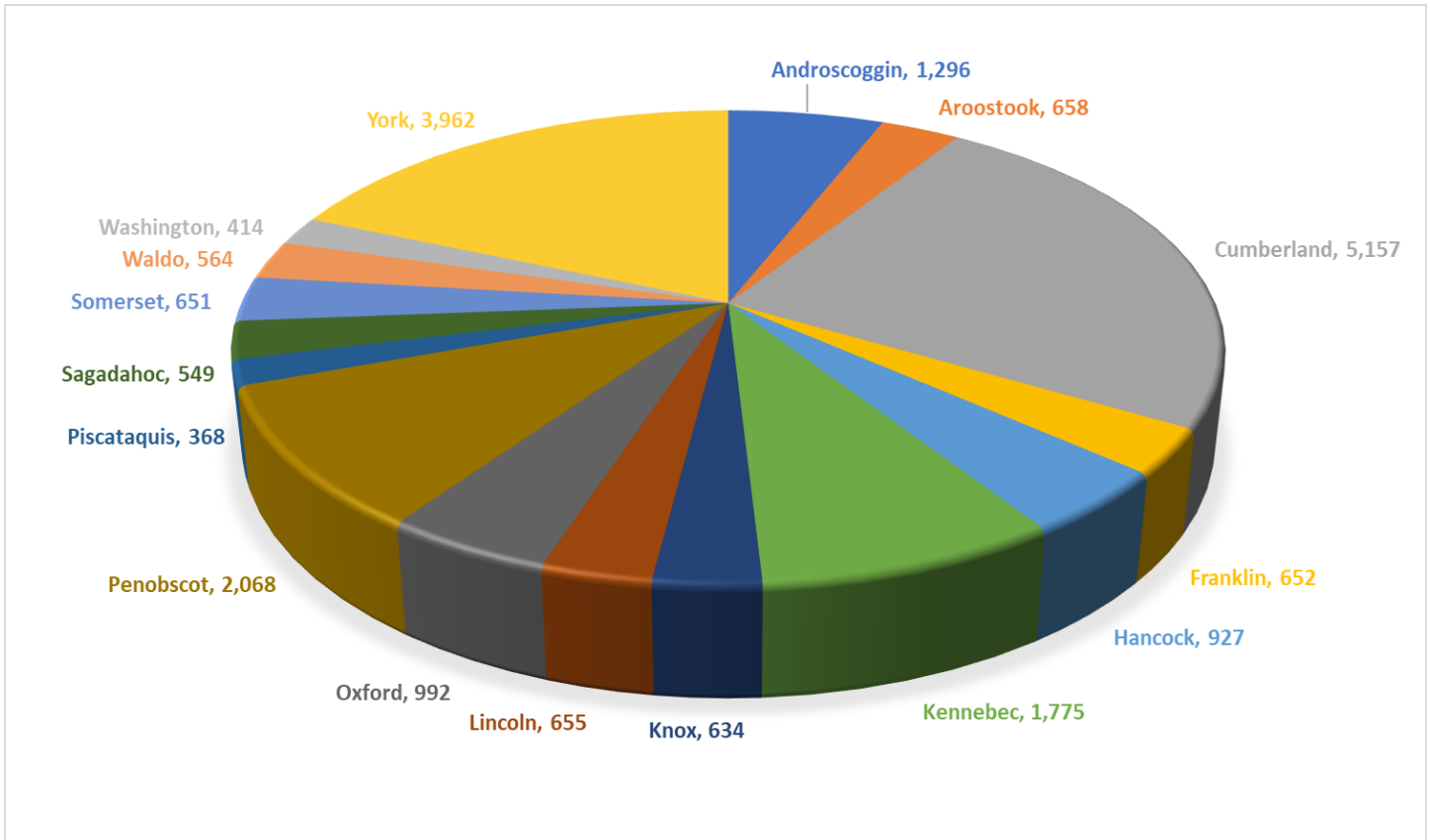


2019 Residential Sales By County

(January 1, 2019 through December 31, 2019)



**2019
Total Residential
Sales Volume
\$5,753,101,529**

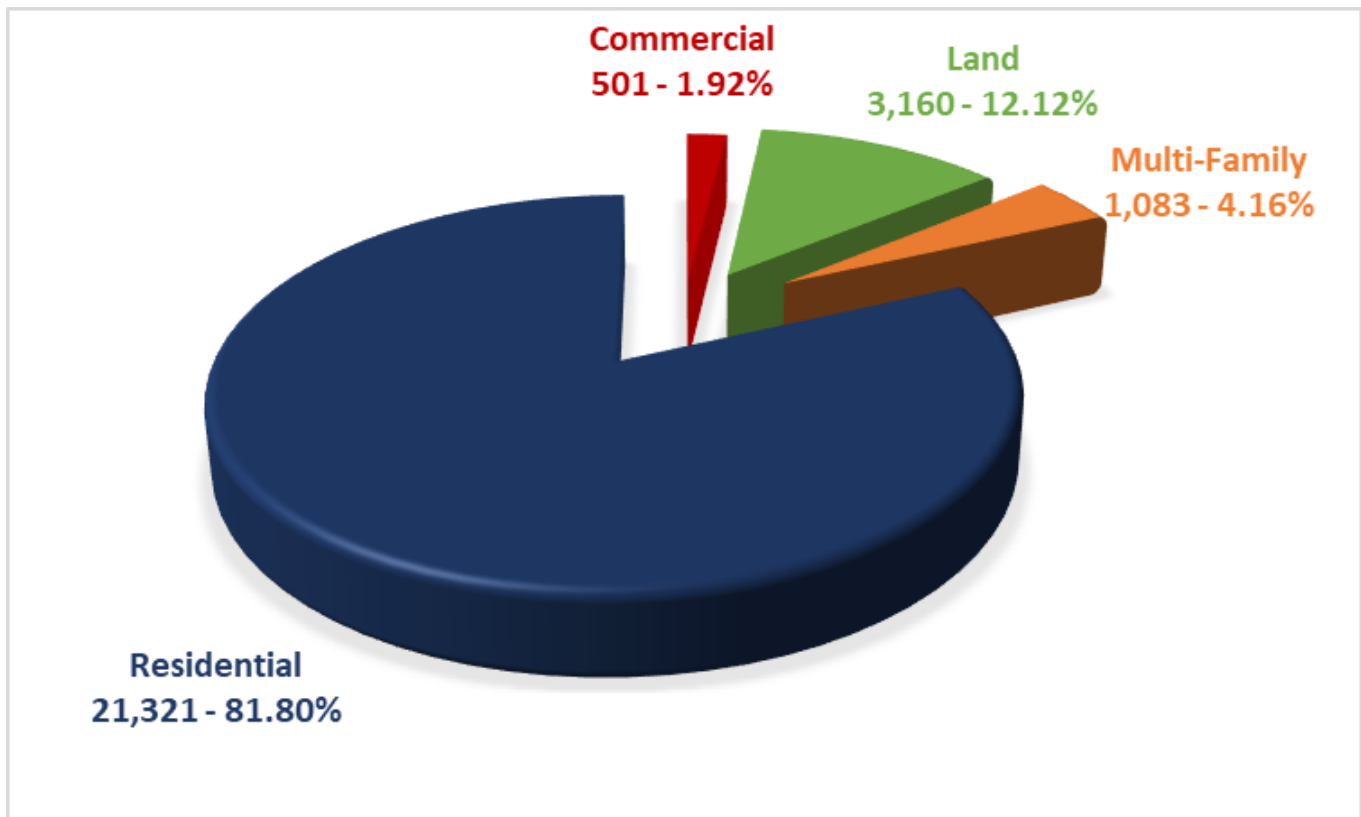
**Median Sales Price
(Statewide)
2018 = \$210,000
vs.
2019 = \$221,350
% of change = 5.40%**

**2019
Total # Sold
21,321**

Based on information from the Maine Real Estate Information System, Inc. (d/b/a Maine Listings) figures pulled on January 14, 2020 for the period of January 1, 2019 through December 31, 2019. ©2019 Maine Real Estate Information System, Inc.

2019 ALL REAL PROPERTY SALES

(January 1, 2019 through December 31, 2019)



2019
Total Real Property
Sales Volume
\$6,521,448,225

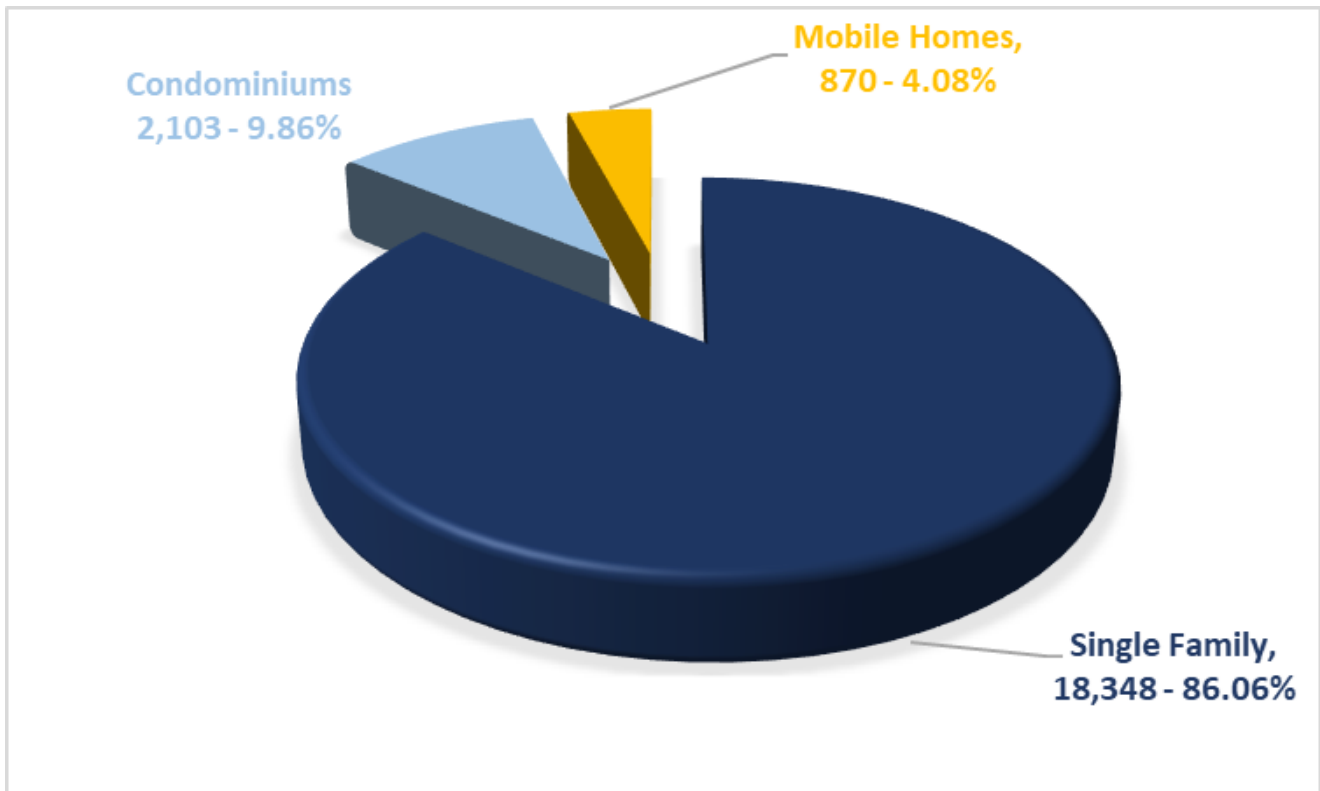
Total Sales
Volume
2018 - \$6,126,188,966
vs.
2019 - \$6,521,448,225
6.45%
Increase

2019
Total # Sold
26,065

Based on information from the Maine Real Estate Information System, Inc. (d/b/a Maine Listings) figures pulled on January 14, 2020 for the period of January 1, 2019 through December 31, 2019. ©2019 Maine Real Estate Information System, Inc.

2019 RESIDENTIAL SALES

(January 1, 2019 through December 31, 2019)



**Total Residential
Sales Volume**
\$5,753,101,529

**Total Real Property
Sales Volume**
\$6,521,448,225

**Most Expensive
Single Family Home**

\$7.9M

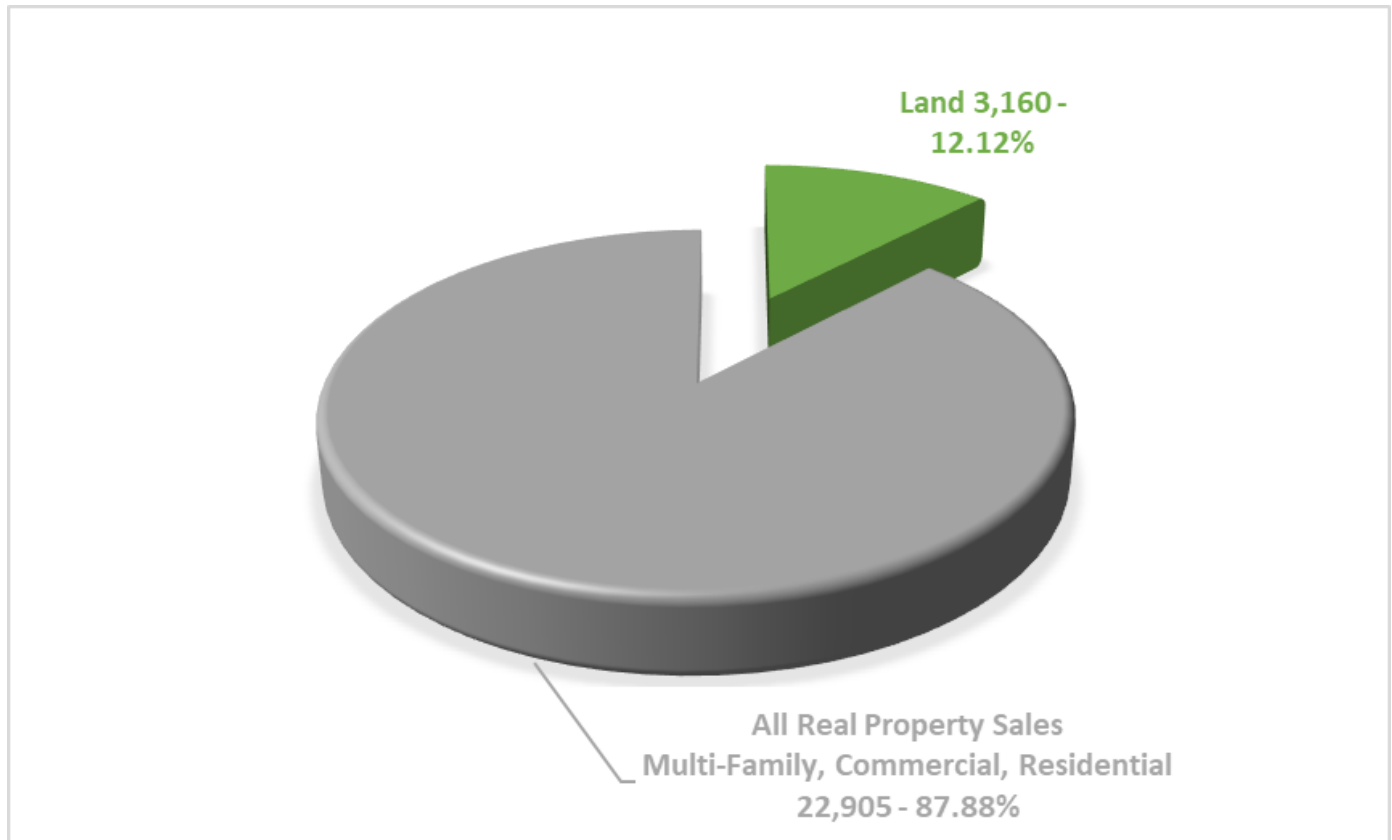
Sold in Ogunquit

Total # Sold
21,321

Based on information from the Maine Real Estate Information System, Inc. (d/b/a Maine Listings) figures pulled on January 14, 2020 for the period of January 1, 2019 through December 31, 2019. ©2019 Maine Real Estate Information System, Inc.

2019 LAND SALES

(January 1, 2019 through December 31, 2019)



**Total Land
Sales Volume
\$266,361,438**

**Total Real Property
Sales Volume
\$6,521,448,225**

**Most Expensive
Land Sold**

\$4.4M

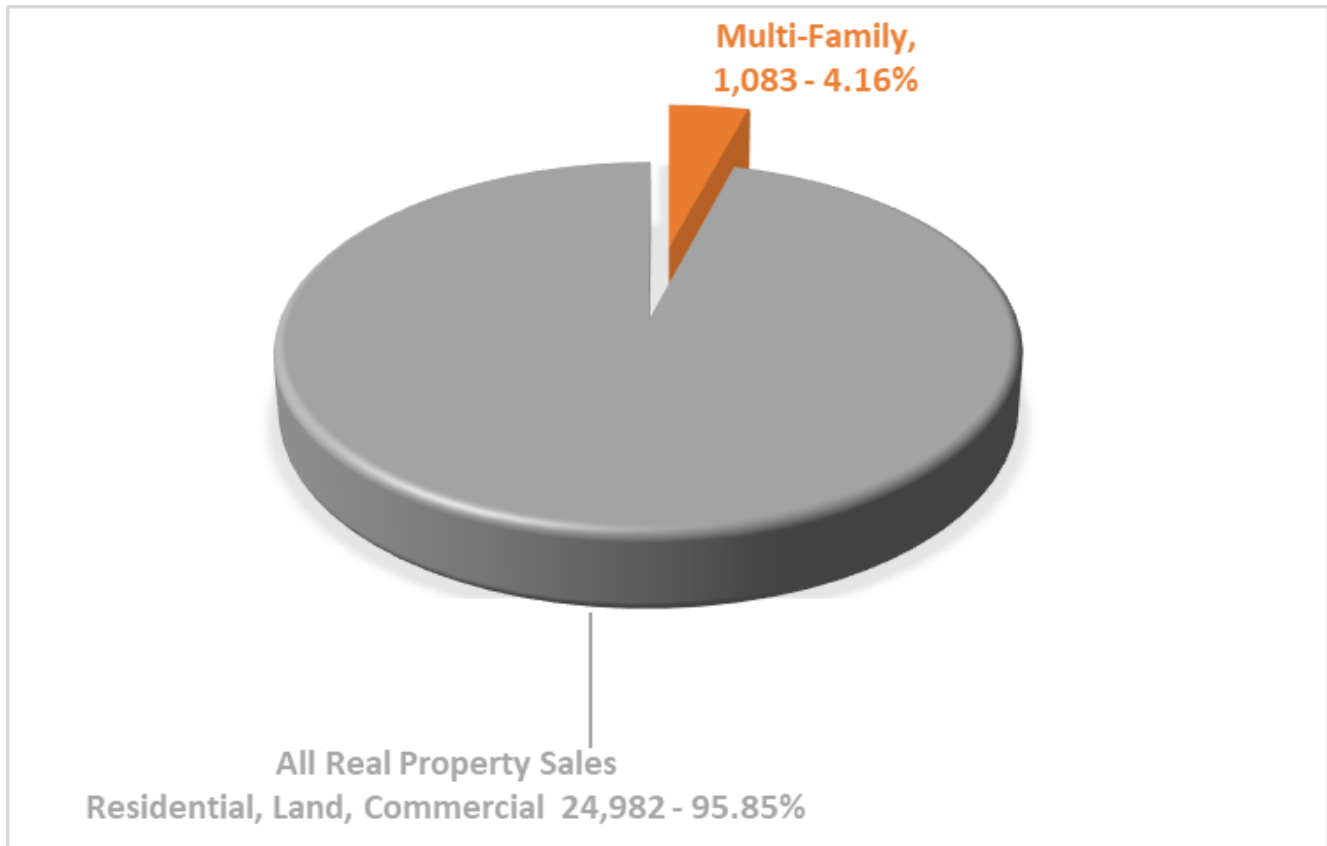
450 acres in Newry

**Total # Sold
3,160**

Based on information from the Maine Real Estate Information System, Inc. (d/b/a Maine Listings) figures pulled on January 14, 2020 for the period of January 1, 2019 through December 31, 2019. ©2019 Maine Real Estate Information System, Inc.

2019 MULTI-FAMILY SALES

(January 1, 2019 through December 31, 2019)



**Total Multi-Family
Sales Volume
\$296,954,257**

**Total Real Property
Sales Volume
\$6,521,448,225**

**Most Expensive
Multi-Family Sale**

\$4.2M

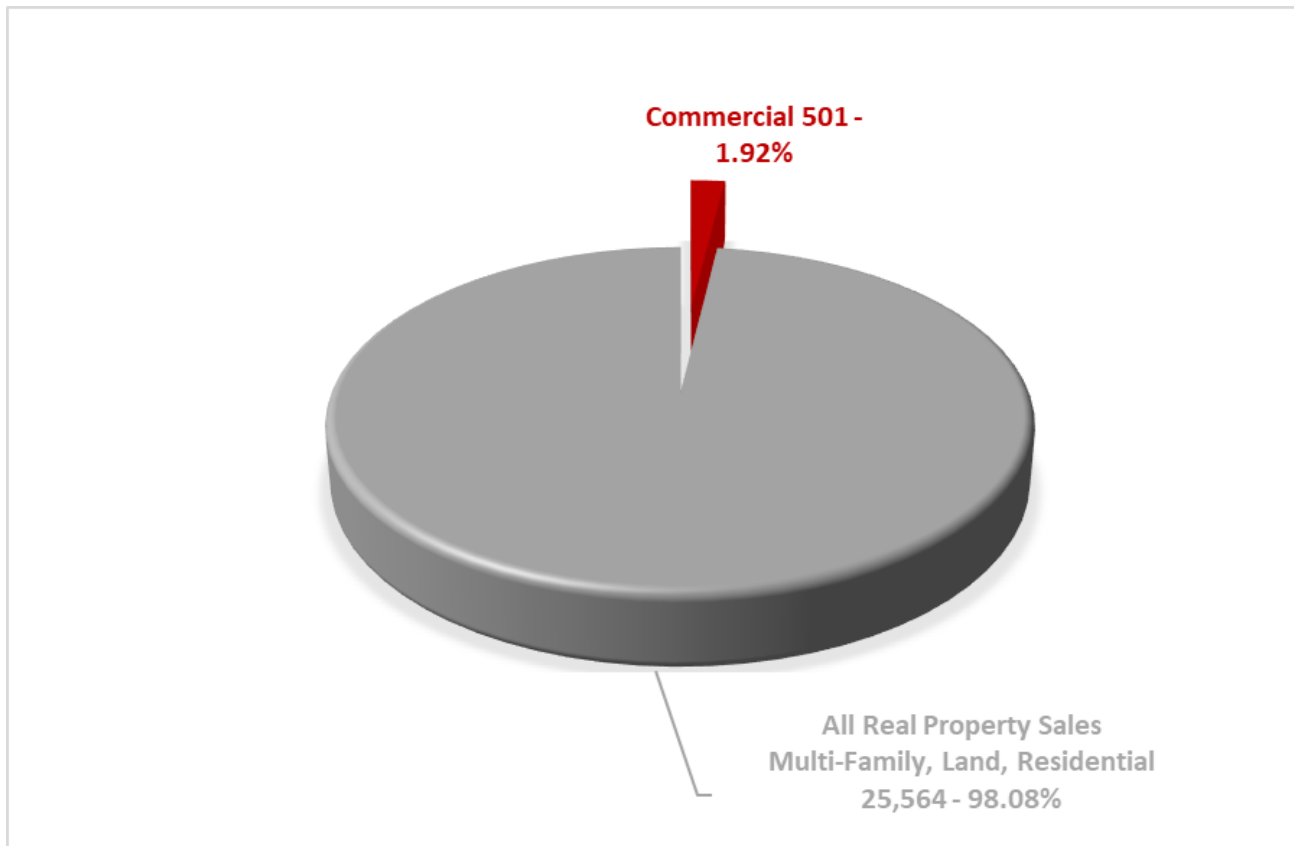
Sold in Hollis

**Total # Sold
1,083**

Based on information from the Maine Real Estate Information System, Inc. (d/b/a Maine Listings) figures pulled on January 14, 2020 for the period of January 1, 2019 through December 31, 2019. ©2019 Maine Real Estate Information System, Inc.

2019 COMMERCIAL SALES

(January 1, 2019 through December 31, 2019)



**Total Commercial
Sales Volume**
\$205,031,001

**Total Real Property
Sales Volume**
\$6,521,448,225

**Most Expensive
Commercial Property**

\$7.2M

Sold in Northport

Total # Sold
501

Based on information from the Maine Real Estate Information System, Inc. (d/b/a Maine Listings) figures pulled on January 14, 2020 for the period of January 1, 2019 through December 31, 2019. ©2019 Maine Real Estate Information System, Inc.